



Welcome to

SAITAMA-CITY





SAITAMA-CITY

History

The city, which is the seat of the Saitama Prefectural Government, became a government-designated city on April 1, 2003, the thirteenth nationwide and first in the prefecture.

The city is located virtually at the center of the Kanto Plains and lies within a 30km sphere centered in Tokyo.

The city is roughly divided into the Arakawa, Kamo, Konuma, Shiba, Ayase and Moto-Arakawa Rivers and other rivers, low-lying areas along the rivers and upland areas.

It is furthermore an inland city nearby the cities of Kasukabe and Koshigaya to the east, the cities of Kawagoe, Fujimi, Shiki and Asaka to the west, the cities of Kawaguchi, Warabi and Toda to the south and the cities of Ageo and Hasuda and Shiraoka Town to the north. It is also blessed with richly abundant green nature of the Minuma Rice Fields (Minuma-tanbo) and Arakawa River basin.

The climate is moderate and provides a comfortable living environment throughout the year with persistent blue skies and comparatively little precipitation during the winter due to the effects of the Pacific coastal climate.

The city occupies an area of 217.49km² with an east-west length of 19.6km and a north-south length of 19.3km. The population as of April 1, 2008, was 1,204,461 with a total of 505,157 households, thus ranking as the ninth largest city nationwide.

The roadway transportation network includes the Tohoku Expressway, National Routes #16 and 17, the Shin-Omiya Bypass, the Nishi-

Omiya Bypass and the Tokyo Gaikaku Kanjo Expressway with routes that crisscross through the city. The Capital Highway Omiya Line connects directly to the center of Tokyo.

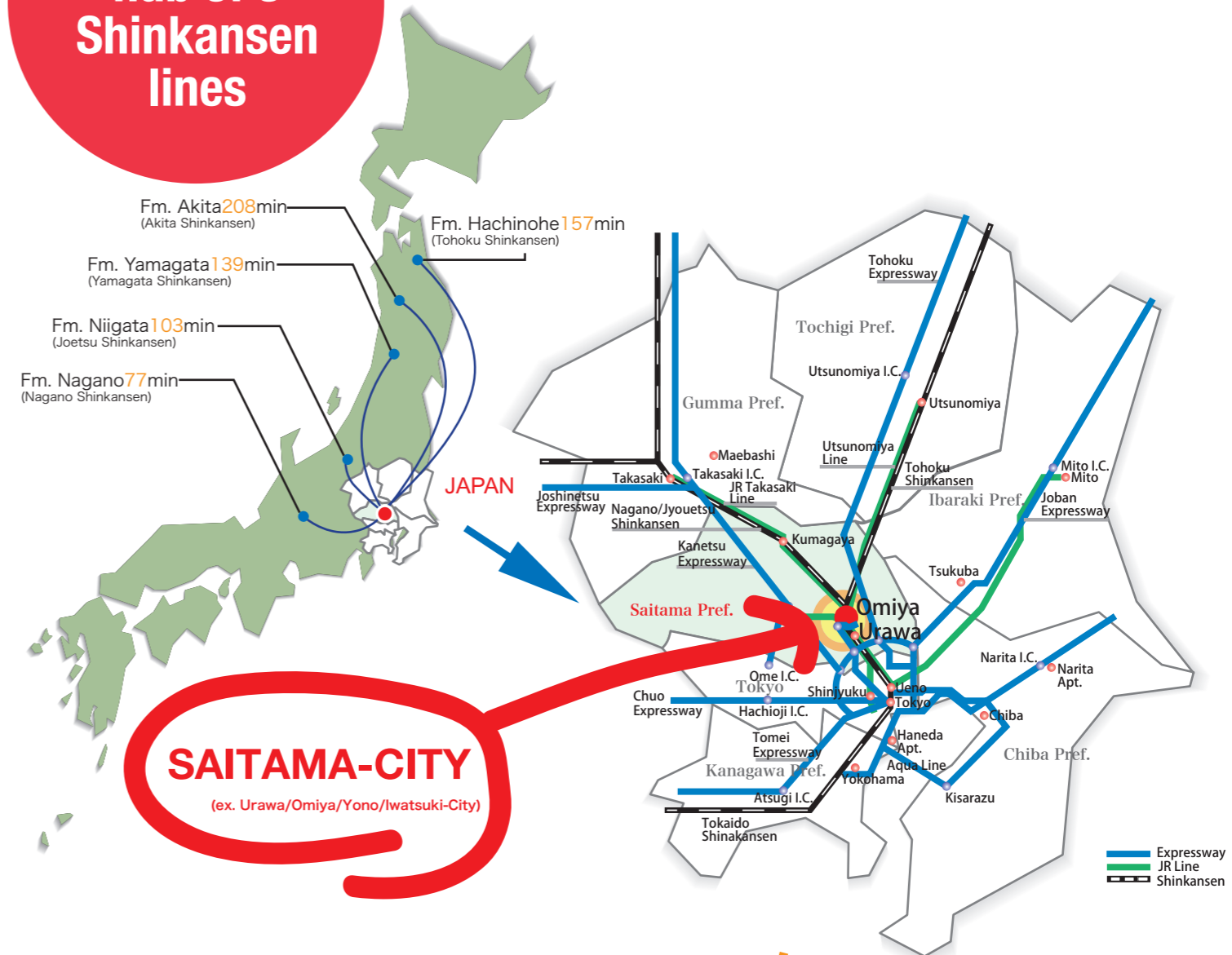
Railway lines that have been developed in the city include the Tohoku, Joetsu, Yamagata, Akita and Nagano Shinkansen lines as well as the Utsunomiya Line (Tohoku Main Line), Takasaki Line, Keihin Tohoku Line, Kawagoe Line, Musashino Line, Saikyo Line, Tobu Noda Line, Saitama New Urban Transit's New Shuttle and the Saitama Railway Line (Subway Line #7). Omiya Station, in particular, is a major nodal point for railways that includes five Shinkansen lines and is an important strategic point in railway transportation in Eastern Japan

Commercial and business, government administrative, cultural and other functions are concentrated in the vicinity of the major railway stations in the city. Meanwhile, the development of information, convention and other more sophisticated urban functions that give life to the distinctive features of the area is also moving ahead through the promotion of urban redevelopment and land readjustment projects.

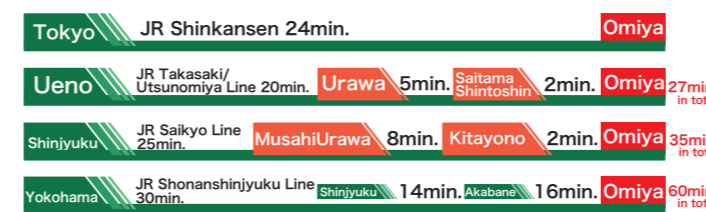
Moreover, the Saitama New Urban Center area, which opened on May 5, 2000, became the site for the relocation of 21 institutions and Saitama Super Arena and other facilities were developed as core facilities. Prompted by this, there are hopes that the city will expand as an integrated core urban center that will play a leadership role in administrative, economic, artistic and cultural activities in the Kanto area.

ACCESS TO SAITAMA-CITY

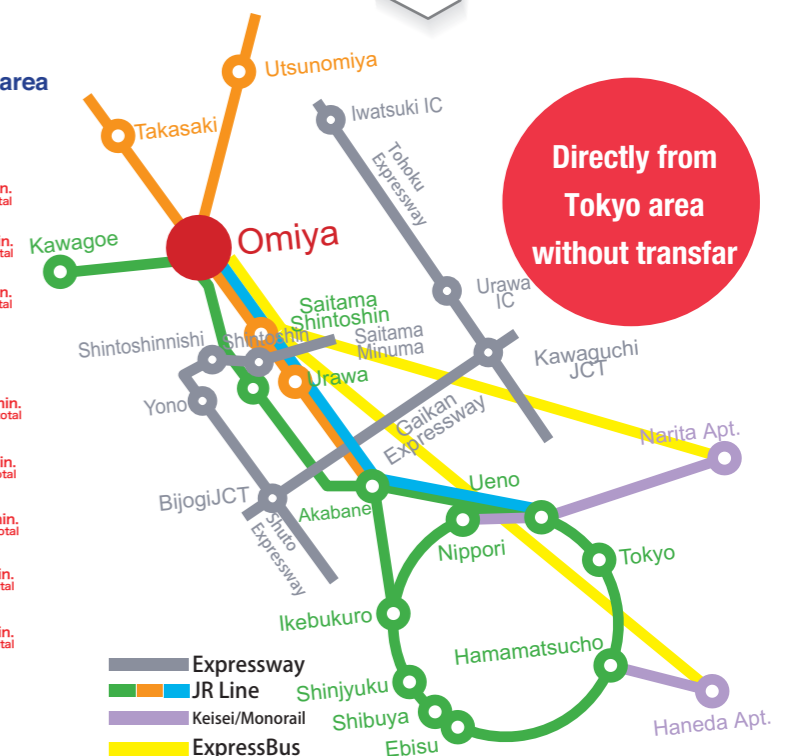
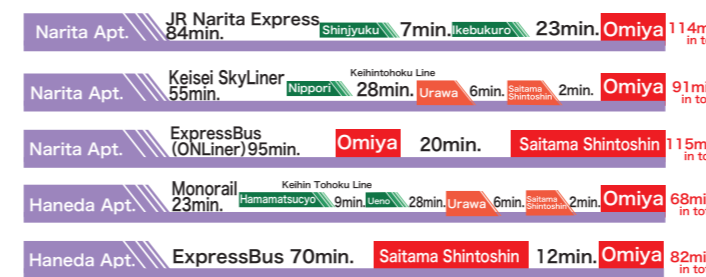
Accessible hub of 5 Shinkansen lines



approximate time required from central Tokyo and Yokohama area



approximate time required from the airport



Directly from Tokyo area without transfer



Railway Museum

Based on the concepts of railways, history and education, the museum is comprised primarily of the History Zone, which relates the role and influence of railways in Japan centered primarily in an exhibit of actual railway rolling stock and the Education Zone, where visitors can learn about railway principles and mechanisms as well as the most up-to-date railway technology through hands-on experience while using models, simulation, play equipment, etc.



Omiya Bonsai Village

Bonsai – natural beauty in concentrated form

Bonsai are a traditional art of Japan that expresses time, space and landscape scenery in its own distinctive form and pursues beauty that transcends forms found in nature. It represents a concentration of abundant emotion stimulated by seasonal change, heartfelt affection for life and esthetic sensation. Bonsai, nurturing a long history, are highly valued overseas as well and the word “bonsai” as one element of Japanese culture has now become firmly rooted as an international word.

Musashi Ichi-no-miya Hikawa Shrine

This is one of the most superb old shrines of Japan with a history that is said to go back more than 2,000 years and is also the origin of the name Omiya (literally, “large shrine”) as a grand Shinto shrine. As Musashi Ichi-no-miya (which means “top ranking shrine in the Land of Musashi”), it is a center of religious faith in the Kanto area and bustles with activity as crowds of people make their first visit of the year during the New Year’s holidays. In addition, Omiya Takigi Noh (noh theater by firelight), a regular event at the shrine, is held in May every year, luring the audience into the world of mysterious profundity.



Iwatsuki Dolls

Paulownia lumber (kiri) has been produced in the area around Iwatsuki since long in the past and the production of dolls made of paulownia sawdust mixed with glue and hardened has flourished here. It currently ranks at the top in Japan both in quality and quantity and, besides dolls for the Boys’ and Girls’ Festivals, so-called Edo kimekomi dolls as well as dancing and costume dolls are shipped nationwide.

Togyoku Doll Museum



This doll museum developed based on the outstanding Togyoku collection. The collection is diverse and the exhibits include imperial court dolls,

hina (Girls’ Festival) dolls, ha-goita (battledore) dolls, samurai (Boys’ Festival) dolls, costume dolls, puppets, windup mechanical dolls and the superb works of contemporary master dollmakers as well as dolls from overseas. In addition, besides a doll workshop for observing doll making and a shop that sells small Japanese style articles, there is also a workshop for hands-on experiences in actually making ema (horse picture tablets), dolls and other items.



Tokyu Doll Museum

The exhibit boasts of some 1,000 dolls including the Iwatsuki ganso kamishimo hina doll as well as tachibina, Kaneibina, Genrokubina, Kyohobina and other dolls from long in the past and works by contemporary dollmakers. The doll making process, small articles and other items are also on display. In addition, there is also a shop that sells small Japanese style articles and an area for real experiences on a reservation basis.

John Lennon Museum

The museum was established on the 60th anniversary of the John Lennon’s birth. It is located on the second floor of the arena and is divided into nine zones, which introduce the time from his birth until the Beatles, his encounter with his wife Yoko Ono until his death. The exhibit features about 130 items including a favorite guitar, song lyrics manuscripts and belongings from Ono’s own personal collection accentuated by photographs, images and music. The facilities also include a museum shop that sells original goods.



Convention



Saitama City is situated at a strategically important location for transportation in Eastern Japan with Omiya Station serving five Shinkansen lines.

Why Saitama City?

- ✓ Excellent access to Tokyo just 30 minutes away!
- ✓ Easy access to nearby tourist sites!
- ✓ Staff at the Saitama City Convention and Visitors Bureau help you achieve success in your convention!



Omiya Sonic City / Palace Hotel Omiya

ADDRESS: 1-7-5 Sakuragi-Cho, Omiya-ku, Saitama City
TEL: 048-647-4558 (Omiya Sonic City), 048-647-3300 (Palace Hotel Omiya)
ACCESS: 3-minutes' walk from JR Omiya Station West Exit



Omiya Sonic City and Palace Hotel Omiya

Very convenient, just a 3-minutes' walk from Omiya Station, a key transportation junction. In addition to a large hall with a capacity of 2,500, numerous conference rooms suitable for sectional meetings and an international conference hall capable of accommodating international meetings or conferences, there is also a fully equipped exhibition space. These are available for use in full-scale conventions matching a variety of needs.

In addition, the adjacent Palace Hotel Omiya provides support for relaxing stays. It has large and small banquet rooms and can be used for a variety of parties and other gatherings.



Urawa Royal Pines Hotel

ADDRESS: 2-5-1 Naka-Cho, Urawa-ku, Saitama City
TEL: 048-827-1111
ACCESS: 7-minutes' walk from JR Urawa Station West Exit

This is an urban-type hotel located in Urawa, the administrative center of Saitama City. It will provide support for your stay with optimal hospitality. It is equipped with banquet rooms capable of accommodating parties of up to 1,500 and it is very suitable for receptions and other uses.



Saitama Super Arena

ADDRESS: 8 Shintoshin, Chuo-ku, Saitama City
TEL: 048-600-3000
ACCESS: 2-minutes' walk from JR Saitama Shintoshin Station or a 7-minutes' walk from JR Kita Yono Station

This is the symbol facility of the Saitama New Urban Center, the new face of Saitama. The most notable characteristic of the facilities is its expandability to a capacity of 37,000 through movable seating known as "moving blocks." This adjustable layout makes it possible to accommodate trade shows, concerts, various other events and conventions to match scale and purpose.



Tourism Promotion Office, Bureau of Economy, City of Saitama

TEL 048-829-1365 <http://www.city.saitama.jp/>
FAX 048-829-1944 kanko-seisakushitsu@city.saitama.lg.jp

Saitama Convention & Visitors Bureau

TEL 048-647-8338 <http://www.scvb.or.jp/>
FAX 048-647-0116 scvb@scvb.or.jp

