




さいたま暮らしの情報誌
Bulletin for the Life in Saitama
Boletín por la Vida en Saitama
No. 47 (2015.07)


だいさいがい お とき みず かくほ
大災害が起きた時の水の確保

Securing water in times of disaster
Cómo obtener agua en caso de desastre


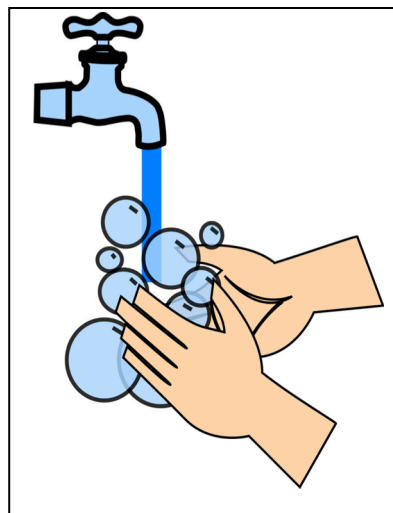


みず て
水はどこで手にいれるの？

ひころ そな
日頃からどんな備えをしておくといいの？



Where can I get water?
What kind of preparation
should be made on a daily
basis?



¿Dónde podemos
obtener agua?

¿Qué hay que
preparar siempre?

はっこうもと こうえきしゃだんほうじん かんこうこくさいきょうかい こくさいこうりゅう
【発行元】 公益社団法人さいたま観光国際協会 (STIB) 国際交流センター
ばしよ しうらわくひがしたかさごちよう かい
場所：さいたま市浦和区東高砂町11-1 コムナーレ9階

【Published】 The Saitama Tourism and International Relations Bureau(STIB),
International Exchange Center (IEC)

【Place】 9th floor of the Comunale Complex, Higashi Takasago-cho 11-1, Urawa-ku, Saitama City

【Publicado por】 Buró para el Turismo y las Relaciones Internacionales de Saitama (STIB)
Centro de Intercambio Internacional

【Domicilio】 Piso 9 de Comunale, 11.1 Higashi-Takasago-cho, Urawa-ku, Saitama

TEL : 048-813-8500

FAX : 048-887-1505

E-mail : iec@stib.jp

URL :

<http://www.stib.jp/kokusai>

If a natural disaster occurs . . .

After ensuring your safety and checking the damage, secure drinking water.

If a natural disaster occurs, Saitama city Waterworks Bureau will quickly determine the extent of damage, prepare an emergency water supply, and start restoration work. Saitama city has 109 emergency water supply stations.



Be sure to confirm the locations of these stations so that when the time comes there is no cause for alarm. Saitama city Waterworks Bureau distributes the maps of these stations.

Ask your neighbors or an official of a residents' association about where these water supply stations are.

※Your nearest water supply station in times of disaster is...



Write it down!

Prepare containers for water supply !





- Although water trucks go around evacuation shelters or an area where water supply has been cut off, few emergency water supply stations are located in your neighborhood. Have clean containers with caps such as plastic water containers, plastic bottles, and water bottles ready at all times.
- Bring wheeled suitcases/bags or backpacks to the sites because water is heavier than you think. Given road conditions, backpacks are better.



Store drinking water for your family in preparation for a disaster Store 3 liters of water per person, per day, for more than 3 days

- In times of disaster, it is expected that transportation will stop and it will take time to establish the system of emergency water supply activities due to road conditions. Always store drinking water for such an emergency. Along with drinking water with a long shelf life, store tap water.

How to store tap water

-  **Containers** Clean containers with tops such as plastic water containers, plastic bottles, and water bottles
(Fill the containers to the top with tap water to prevent air from entering)
-  **Replacement timing** 3 days (Use the undrinkable water for cleaning rooms, doing the laundry, or flashing the toilet) (NOTE: Purified water is not suitable for this because its capability as a disinfectant is limited.)
-  **Storage place** a cool and dark place
-  **Amount to stockpile** 3 liters of water per person, per day, for more than 3 days

